



SL22-SL23

SMD Schottky Barrier Rectifiers

VOLTAGE RANGE: 20 - 30 V

CURRENT: 2.0 A

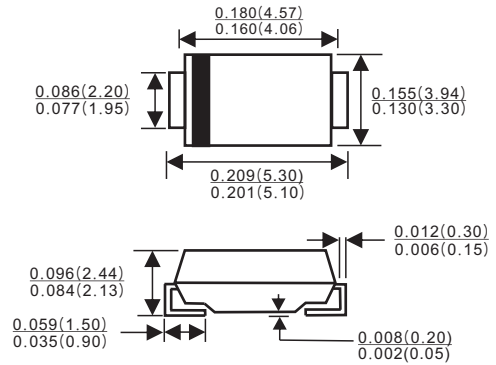
Features

- ✧ For surface mounted applications
- ✧ Low leakage
- ✧ Low forward voltage drop
- ✧ High current capability
- ✧ Easily cleaned with Alcohol, Isopropnol and similar solvents
- ✧ The plastic material carries U/L recognition 94V-0

Mechanical Data

- ✧ Case: JEDEC SMB, molded plastic
- ✧ Polarity: Color band denotes cathode end
- ✧ Weight: 0.003 ounces, 0.093grams
- ✧ Mounting position: Any

SMB/DO-214AA



Dimensions in inches and(millimeters)

MAXIMUM RATINGS AND ELECTRICAL CHARACTERISTICS

Ratings at 25°C ambient temperature unless otherwise specified.

Single phase, half wave, 60 Hz, resistive or inductive load. For capacitive load, derate by 20%.

		SL22	SL23	UNITS
Maximum recurrent peak reverse voltage	V_{RRM}	20	30	V
Maximum RMS voltage	V_{RMS}	14	21	V
Maximum DC blocking voltage	V_{DC}	20	30	V
Average forward rectified current	$I_{F(AV)}$	2.0		A
Peak forward surge current 8.3ms single half-sine-wave superimposed on rated load	I_{FSM}	100		A
Maximum instantaneous forward voltage (Note1) @ 1.0 A @ 2.0A	V_F	0.395 0.440		V
Maximum reverse current at rated DC blocking voltage @ $T_A=25^\circ\text{C}$ @ $T_A=100^\circ\text{C}$	I_R	0.4 10		mA
Typical thermal resistance (Note2)	$R_{\theta JL}$ $R_{\theta JA}$	17 75		$^\circ\text{C}/\text{W}$
Operating temperature range	T_j	- 55 -- +125		$^\circ\text{C}$
Storage temperature range	T_{STG}	- 55 -- +150		$^\circ\text{C}$

NOTE: 1.Pulse test: 300 μs pulse width, 1% duty cycle

2.P.C.B. mounted with 0.2x0.2" (5.0x5.0mm) copper pad areas

Ratings AND Characteristic Curves

Fig. 1 — Forward Derating Curve

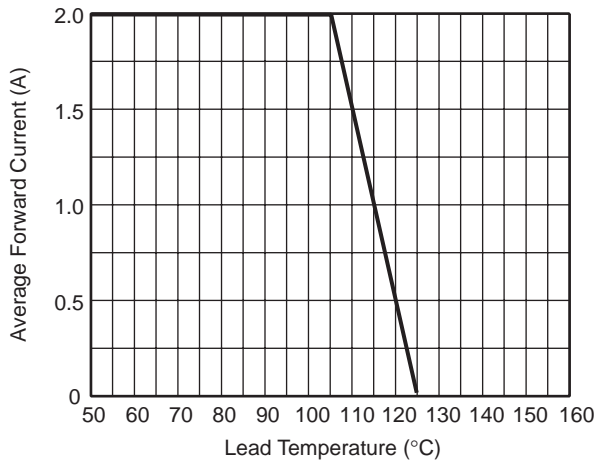


Fig. 2 — Maximum Non-Repetitive Peak Forward Surge Current

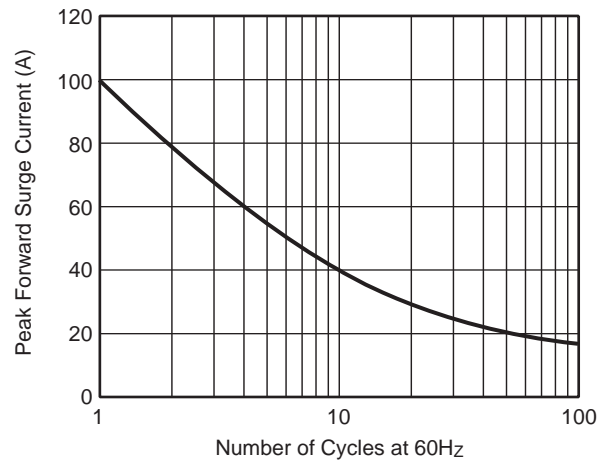


Fig. 3 — Typical Instantaneous Forward Characteristics

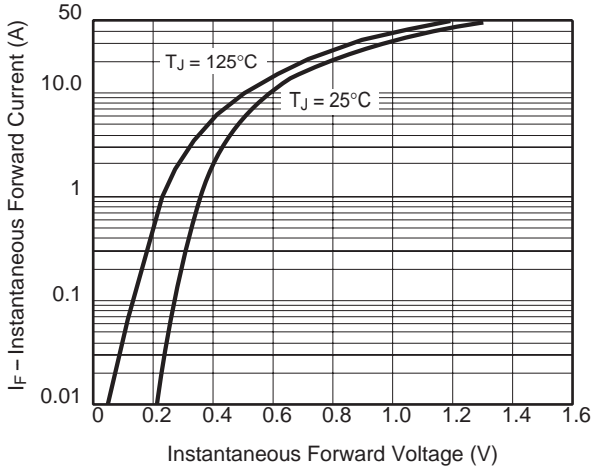


Fig. 4 — Typical Reverse Current Characteristics

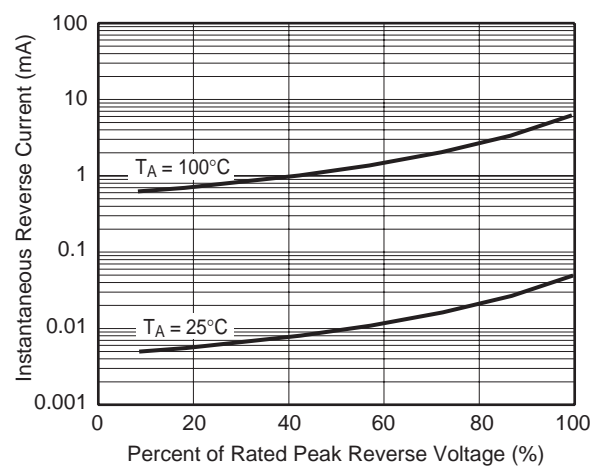


Fig. 5 — Typical Junction Capacitance

